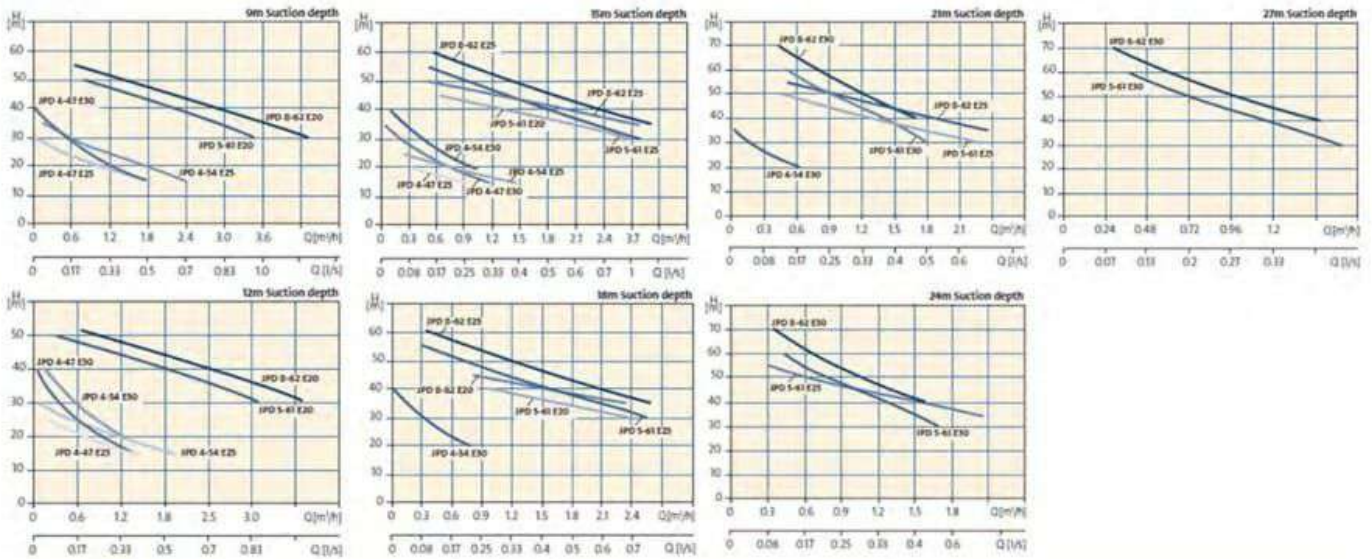


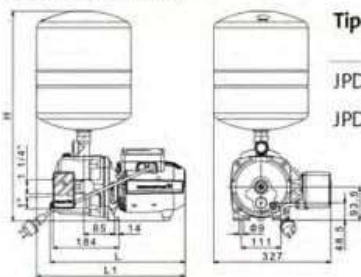
JANGKAUAN KINERJA

JPD PT



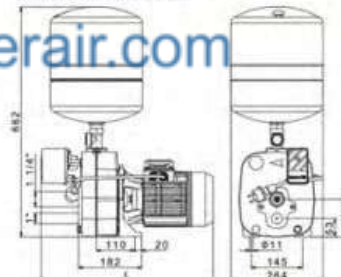
DIMENSI (mm)

JPD 4-47 PT, 4-54 PT



Tipe pompa	Dimensi (mm)		
	H	L	l ₁
JPD 4-47 PT	588	378	416
JPD 4-54 PT	586	398	436

JPD 5-61 PT, 8-62 PT



Tipe pompa	Dimensi (mm)
	L
JPD 5-61 PT	495
JPD 8-62 PT	571

KONDISI OPERASIONAL

Material: Bodi Pompa: Cast iron EN-GIL 200
Impeller: Composite Noryl GFN 2

Sistem tekanan: Max 6 bar (JPD 3-42, 4-47, 4-54)
Max 7,5 bar (JPD 5-61, 8-62)

Jangkauan aliran: Sampai dengan 4 m³/h

Max head: Sampai dengan 62 meter

Daya hisap: Max 8 meter

Suhu cairan: 0°C sampai +35°C

Suhu lingkungan: Max. +40°C

Kelembaban udara relatif: Max. 95%

DATA TEKNIS

Tegangan listrik
1x 220-240 V, 50 Hz

Kelas proteksi elektrik
Motor: IP44
Therminal box: IP55

Volume Pressure Tank
18 liter

DATA ELEKTRIK

Tipe Pompa	Voltase (V)	P ₁ (W)	n (min ⁻¹)	I _n (A)
JPD 4-47 PT	1 X 220 - 240	730	2850	3.4
JPD 4-54 PT	1 X 220 - 240	790	2850	3.8
JPD 5-61 PT	1 X 220 - 240	1560	2850	7
JPD 8-62 PT	1 X 220 - 240	2100	2850	8.3